

ByDesign

LANDSCAPE ARCHITECTS

Vision Finder

A clearly defined vision
is your pathfinder.

With it you can leave the distractions
behind, putting your landscape renovation
plans on track until successfully completed.

You'll be communicating your vision with
your team who will help you create your
ideas into reality.

If it's not clear yet, soon you will know how
you want your space to look, feel and
function.

Good luck, we look forward to sharing this
journey with you.

By Design Landscape Architects
Jane@By-Design.co.nz

LANDSCAPES FOR LIVING - BY DESIGN

ByDesign

LANDSCAPE ARCHITECTS

FOCUS Q&A

To ask yourself first -
and jot down to define your landscape renovation vision....

- 1 What do you want?
- 2 What is your lifestyle like now?
- 3 Why do you want to do this project?
- 4 Who will benefit most ? How will they feel and interact?
- 5 How do you want to feel in you landscape space? Happy words to describe it?
- 6 How do you want to enjoy spending your time? How much time do you spend in your garden and entertainment areas?
- 7 Do you have a favorite venue, garden that you love? What do you love about it? What elements do you appreciate, that you want to bring into your garden?
- 8 What things get in the way of you enjoying and making the most of your landscape garden space every day?

ByDesign

LANDSCAPE ARCHITECTS

FOCUS Q&A

Questions continued....

- 9 What MUST you have / your non negotiable?
- 10 What would be nice to have / make things easier / make you happier?
- 11 If there was one thing you would really like changed? What is it?
- 12 What do think your new landscape space should like like? Write down words that describe the overall design aesthetic, look and mood you are drawn to....(It could be a particular style, material, design feature, a feeling. Write down your immediate thoughts).
- 13 Now you know this, go and research your keywords....type them into Pintrest and Instagram or where you prefer to see visual ideas....magazines, blogs, etc.
eg coastal garden, lush tropical garden, outdoor kitchens, plants, fences

Save the pictures in a Pintrest board, or folder and organise them by spaces using headings such as; Front Entrance, Outdoor kitchen, Family Entertainment, Utility area, Planting style. This will make it easier to organise and review your ideas.

Make a main project board/ folder to keep your 5-7 best images to represent the whole project.

ByDesign

LANDSCAPE ARCHITECTS

DESIGN BRIEF

Complete this to brief your Landscape Architect with your requirements

- 1 Outline your property address and current situation?
- 2 How do you live? Is that changing or about to change?
- 3 What will you need to see, to know your project has been a fantastic success?
- 4 How do you want to feel as you move through your new landscape space?
- 5 Who are the important people, pets this landscape needs to be designed for? Provide names, ages of any children?
- 6 What are the budget, time frames and boundaries we need to work within?
- 7 Who will be maintaining this landscape? How many hours a week do you have for this? Would you employ a gardener to come in on a regular basis?
- 8 Are there any good or bad views you want to make the most of or hide?
- 9 What is our soil type like (ok if you don't know) ? Are there any drainage problems?
- 10 Are you happy with your street appeal and entrance pathway to the front door? Off street parking? Fencing?
- 11 Do you have a copy of the property file? Architects plans? Do you have a site plan showing the house floor plan, site boundaries, elevations, drainage as built?. Collate these ready to email.

**Please send your Design Brief and Wish List via email, before our meeting.
Share any other comment that will help prepare for our Design Discovery Meeting.**

ByDesign

LANDSCAPE ARCHITECTS

WISH LIST


Write a wish list of what you want for your new landscape space.

Separate your list into

'Must Have' and 'Nice to Have'


MUST HAVE

Items are critical: List items, types of spaces and approximate sizes needed



NICE TO HAVE

Non -essential items:



Please send your Design Brief and Wish List via email, before our meeting.
Share any other comment that will help prepare for our Design Discovery Meeting.

ByDesign

LANDSCAPE ARCHITECTS

INSTA-STYLE TIP

If you are a visual thinker, and a keen Instagram user here is a super easy tip to identify your style.

Liking or saving ideas you enjoy will be very telling about your preferred design style!

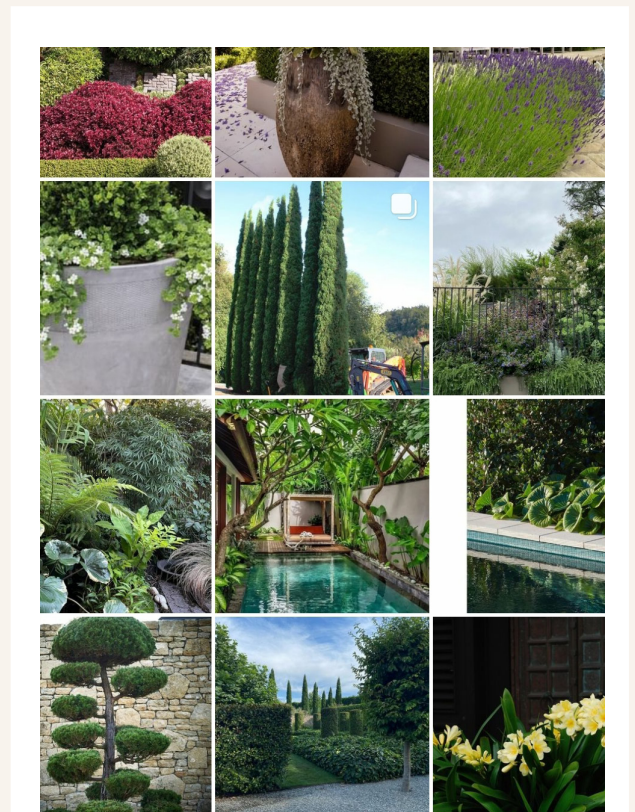
After you have been dreaming about your projects for some time, go back to visit the Instagram posts you have liked,

How to do this....

To see the posts you've liked you click on the menu (3 bars top right corner) then 'your activity', then 'interactions', then 'likes'. You will see a collage of 3x5 images. Take a screen shot -by doing a palm swipe left to right. (Turn this on in setting, advanced features , motions and gestures, turn on palm swipe to capture) now go back to the collage and palm swipe left to right to capture images as one. This will now be saved to your screen shots.

Open screen shot in gallery edit, crop it to 3 x 4 images and save the board.

..... or saved posts. To view your saves, go to the menu, 'saved'. Here you can see all the posts you saved, which is the bookmark icon below right on posts. You can organise your saves into folders. The take screen shots. This option has a good grid layout.



Instagram Collage: From saved folder

Save your collages and send them through to us to consider.

ByDesign

LANDSCAPE ARCHITECTS


MAKE A VISION BOARD

If you are looking for visual inspiration or if you have too many styles and ideas, this how-to helps you to refine them into a coherent vision.

Turn your image collection into a powerful visual tool to keep you motivated and connected to your goals.

Look back at what you have written in the focus Q&A - this will be your inspiration for your vision board.

- Write your vision in 3-5 words, for example, 'Family pool garden'
- Write how you want to feel using a few words, for example 'Rested, refreshed, cool'
- Find your 5-10 favourite inspo photos and check that they match the words you used in Q 1-2 above. Do they represent the style you are trying to achieve?
- Pin the words and pics on your vision board, whether its a new Pinterest board, a Power point, Word Doc, Corkboard or Scrapbook, Insta collage!



Outdoor Kitchen . BBQ . Entertaining

Credit to Three Birds Renovations for this how to.

ByDesign

LANDSCAPE ARCHITECTS



Accredited member GDSNZ
Bachelor Landscape Architecture (Hons)
Bachelor Horticulture.

Email	jane@by-design.co.nz
Mobile	021 539 593
Website	www.by-design.co.nz

LANDSCAPES FOR LIVING - BY DESIGN

The Vision Finder

A CLEARLY DEFINED VISION
IS YOUR PATHFINDER

ByDesign

LANDSCAPE ARCHITECTS

LANDSCAPES FOR LIVING - BY DESIGN